

Diamond Joinery
LIMITED



TRADITIONAL SASH WINDOWS

CRAFTED BY TRADITION. PERFECTED WITH TECHNOLOGY

0208 648 56 00

0800 177 7706

www.diamond-joinery-london.co.uk

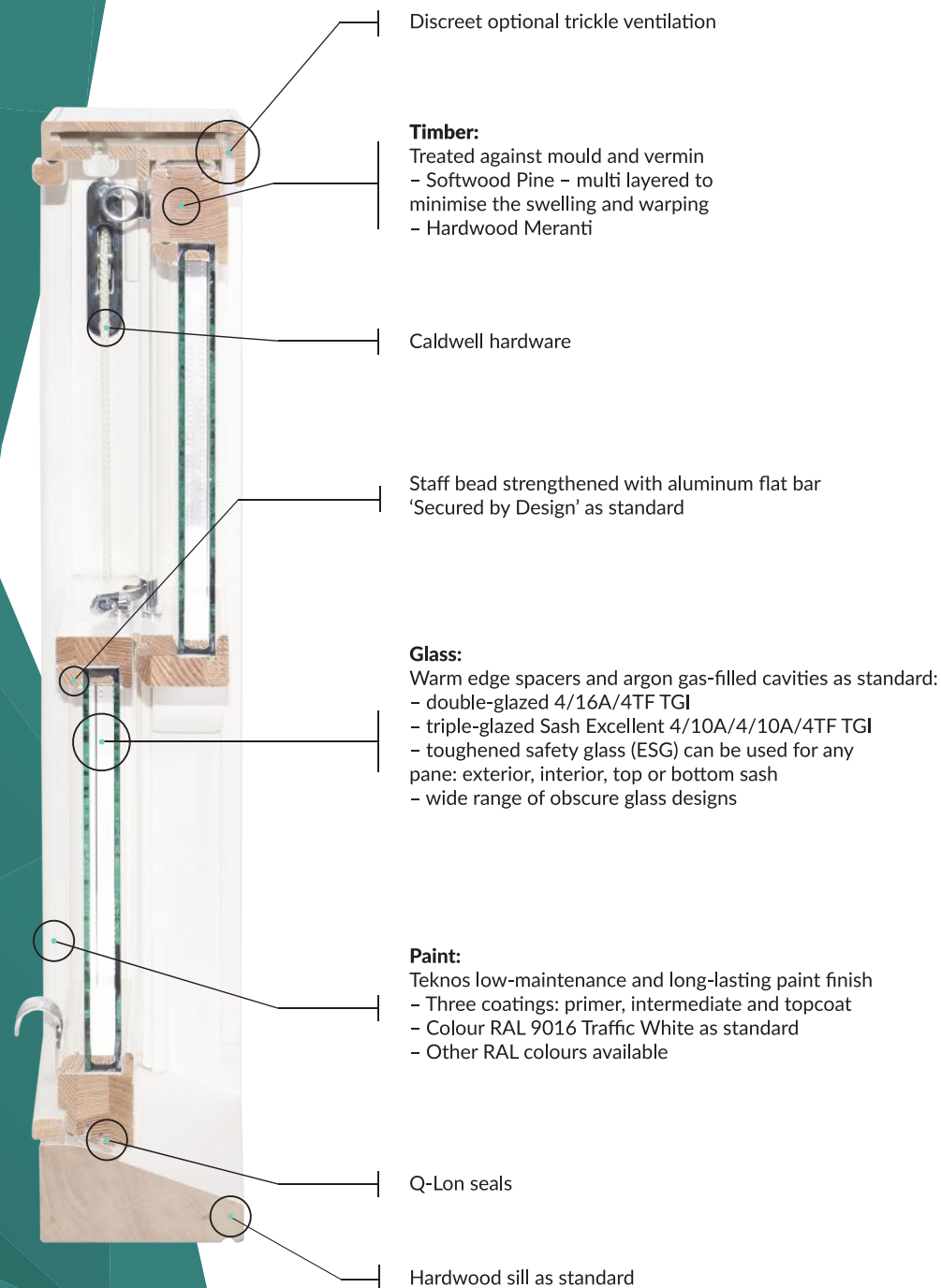
DIAMOND JOINERY SASH WINDOWS

We are proud to introduce our Timber Sliding Box Sash Windows made by our skilled craftsmen, who have learned their trade inside out from acknowledged masters. We are quite literally a hands-on company!

What sets us apart from other manufacturers is the quality that can only come from hand-made joinery solutions. It is by combining these traditional manufacturing techniques with modern materials that we ensure our products look one of a kind and continue to serve you for years to come. We also place great emphasis on security, which is built into every single element of our sash windows... Because it is your safety we are concerned about!

Evolution – our new line of sash windows – features the most advanced locking systems available in the marketplace. The secret to the beauty of Evolution sash windows lies in the traditional look combined with modern technology. Simply put, they don't just add value to your home – they give you a peace of mind you deserve.

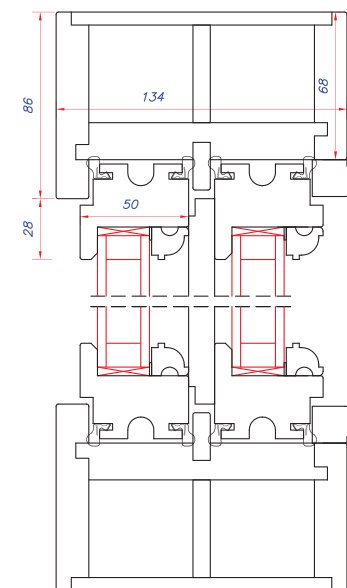
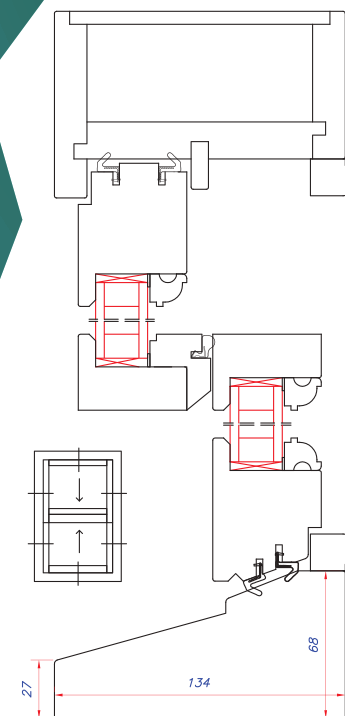
Our wooden sash windows are available as box sash windows with traditional cords and weights or spring balances. Spring balance windows are optionally offered with a hidden balance system. We also offer a wide range of hardware, drainage, glazing bars, and horns of your choice.



SASH STANDARD PLUS

TOP SELLER

CORDS AND
WEIGHTS
OPERATING
SYSTEM

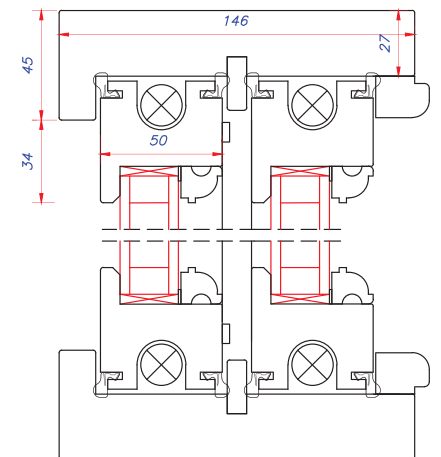
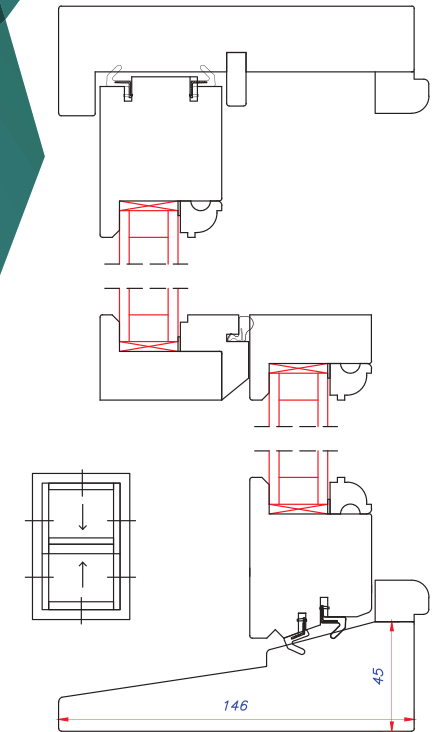


SIZE: 50x86

SASH BALANCE

BEST SELLER

SPRING BALANCE SYSTEM



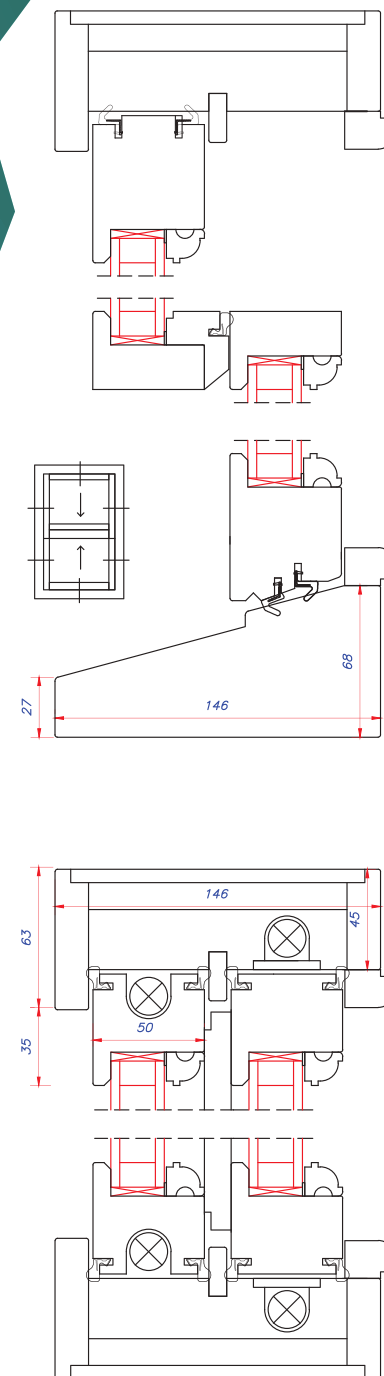
SIZE: 50x45

**SASH
BALANCE
ELEGANCE**

**SPRING
BALANCE
HIDDEN
WITHIN
THE
WINDOW
FRAMEWORK**



SIZE: 50x63



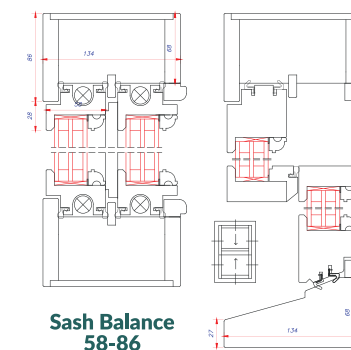
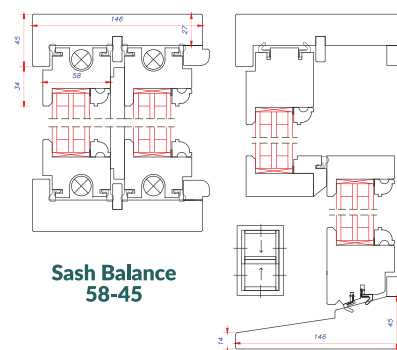
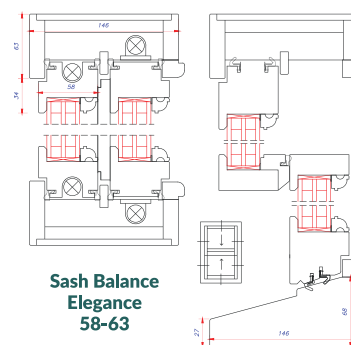
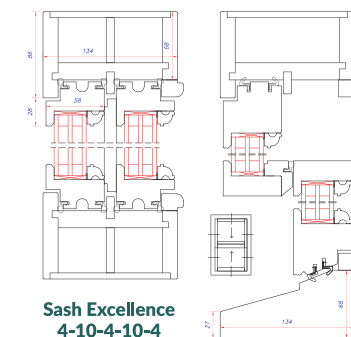
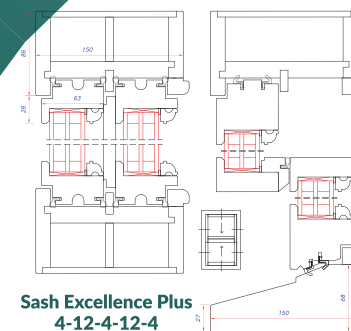


SASH BALANCE EXCELLENCE

TRIPLE-GLAZED

TRIPLE GLAZED

AVAILABLE
WITH
CORDS
& WEIGHTS
OR SPRING
BALANCE



HARDWARE

STANDARD LOCKS:



FITCH FASTENER
RECOMMENDED



BALL CLAW CATCH



MODERN

OPTIONAL LOCKS:

ADDITIONAL HARDWARE



DEE HANDLE



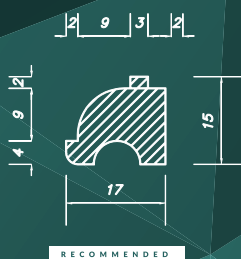
TRAVEL RESTRICTOR

**ALL PARTS
AVAILABLE IN:**
SATIN CHROME | CHROME | BRASS

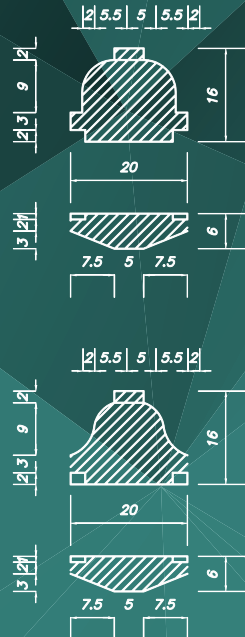
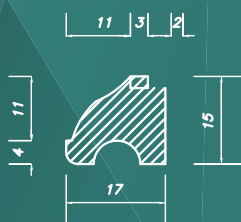
SATIN CHROME | CHROME | BRASS

GLAZING BARS & BEADING

OGEE



LAMB



DRAINAGE

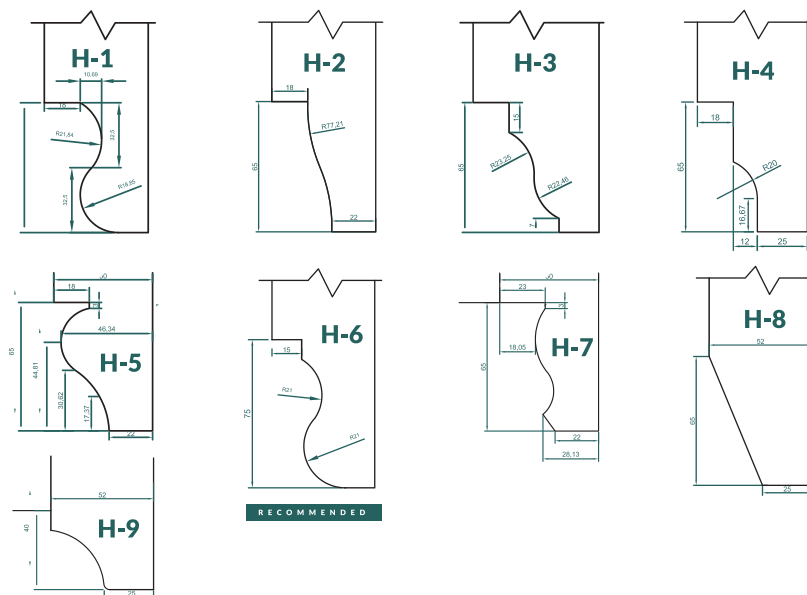
SMOOTH
RECOMMENDED

STANDARD

SIMPLE SMALL



HORNS

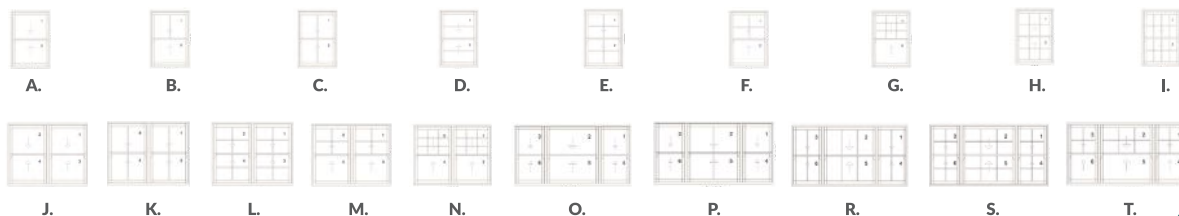


1. SASH TYPE

DOUBLE-GLAZED: A. Standard Plus 50/86 B. Spring Balance 50/45 C. Spring Balance Elegance 50/63

TRIPLE-GLAZED: D. Excellence 58/86 E. Excellence Plus 63/86 F. Balance 58/45 G. Balance Elegance 58/63 H. Balance 58/86

2. WINDOW CONFIGURATION



3. TIMBER

A. Softwood multi-layered PINE B. Hardwood MERANTI

4. SASH COLOUR

A. Standard white RAL 9016 B. Other RAL colour
(please specify RAL No. in notes)

5. TRICKLE VENTS

A. Yes B. No

6. GLASS

A. Standard B. External toughened
C. Internal toughened D. All toughened

7. HARDWARE COLOUR

A. Chrome B. Brass
C. Satin chrome

8. LOCK TYPE

A. Fitch fastener B. Ball claw catch
C. Modern

9. ADDITIONAL HARDWARE

A. Travel restrictor B. Dee Handle

10. DRAINAGE

A. Smooth B. Simple small C. Standard


11. BEAD, GLAZING BARS

A. OGEE B. LAMB

12. HORNS

A. H-1 B. H-2 C. H-3 D. H-4 E. H-5
F. H-6 G. H-7 H. H-8 I. H-9

13. OBSCURE GLASS



QUOTE FORM

Windows 1

W x H (mm)

1.
2.
3.
4.
5.
6.
7.
8.
9.
10.
11.
12.
13.

Quantity:

Windows 2

W x H (mm)

1.
2.
3.
4.
5.
6.
7.
8.
9.
10.
11.
12.
13.

Quantity:

Windows 3

W x H (mm)

1.
2.
3.
4.
5.
6.
7.
8.
9.
10.
11.
12.
13.

Quantity:

Notes

Client details

PLEASE FILL OUT THE FORM AND SEND TO
SASH@DIAMOND-JOINERY-LONDON.CO.UK
FOR A BESPOKE QUOTE



Diamond Joinery
LIMITED

0800 177 7706 | 0208 648 56 00
www.diamond-joinery-london.co.uk